

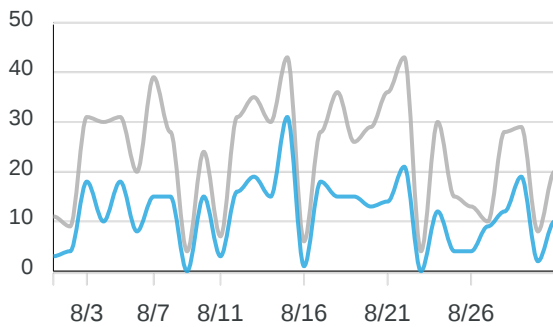
Dear Tom Peacock Nissan,

Below are analytics for your Service & Parts Coupons hosted on your website located at <https://www.tompeacocknissan.com/> for the time period August 1st, 2020 to August 31st, 2020. If you have any questions or would like to discuss anything, please give us a call at [\(972\) 510-5110](tel:(972)510-5110), or email us at support@fixedopsmarketing.com. Thank you for your business!

SUMMARY

Below is a summary of results for August 1st, 2020 through August 31st, 2020.

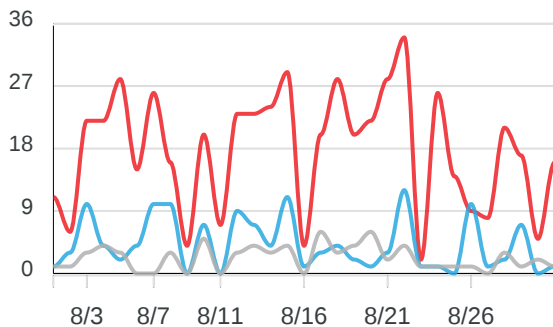
UNIQUE VISITORS	734
CONVERSIONS	359 (49%)



PAGE DETAILS

Below are the page view details for August 1st, 2020 through August 31st, 2020

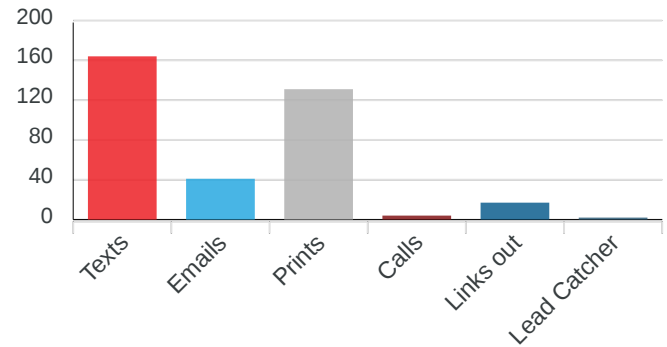
Page Title	Views	Offers
FEATURED OFFERS	550	14
OFFER LANDING PAGES	131	N/A
WYNN'S	140	7



CONVERSION DETAILS

Below are conversion details for August 1st, 2020 through August 31st, 2020

TEXTS	164
EMAILS	41
PRINTS	131
CALLS	4
LINKS OUT	17
LEAD CATCHER	2



OFFER INTERACTIONS

Below are your most popular coupons during the time range August 1st, 2020 through August 31st, 2020

Offer Title	Interactions	Views	Video Views *
SYNTHETIC OIL CHANGE	202	74	0 (0%)
BRAKE SERVICE	57	14	0 (0%)
AIR FILTER COMBO	15	1	0 (0%)
FRONTLINE RESPONDERS	13	11	0 (0%)
FLUID EXCHANGE SPECIAL	11	6	0 (0%)
ALIGNMENT SPECIAL	10	9	0 (0%)

* Video View percentages indicate percentage of people viewing the video to the end.